

# LIST OF PARTS



**MACHINE No. 52w30**

---

**THE SINGER MANUFACTURING COMPANY**

From the library of: Superior Sewing Machine & Supply LLC

Copyright, U. S. A., 1914, 1919, 1922, 1925, 1934, 1935 and 1936  
by The Singer Manufacturing Co.  
All Rights Reserved for all Countries

## INDEX

---

	Page
Accessories .....	13
Bobbin Winder .....	13
Feed Dogs .....	16
Foot Lifter .....	14
Lap Seam Fellers .....	21
Machine No.52w30 .....	5
Miscellaneous Parts .....	24
Numerical List of Parts .....	25
Presser Feet .....	17
Thread Unwinder .....	14
Throat Plates .....	19
Work Plate and Lap Seam Feller Base Plate .....	24



# INSTRUCTIONS FOR ORDERING

---

In ordering from this list, use **ONLY** the **PART** number in the **FIRST** column.

The number stamped on a Sewing Machine Part is the number of the Single Part only, except when the part includes Set Screws, Clamping Screws, Studs and Rollers Spun on, Small Wires riveted, or Parts soldered together, etc., which it is necessary to furnish in combination.

Every combination of parts sent out has its specific number which, although not stamped on Parts (except in above case), must be used when ordering the combination.

Each number always indicates the **SAME PART** in whatever list it appears, or for whatever Machine.

The letters after some of the numbers indicate the style of finish only, as follows:

- A. Hardened, Polished and Plated.
- B. Polished and Plated.
- C. Hardened only.
- D. Polished only.
- E. Soft, not polished.
- F. Hardened and Polished.
- H. Blued.
- J. Nickel Plated only.
- R. Merlized.
- Y. Black Nickel Plated only.

These letters **MUST BE USED** when they appear in the list and **AFTER** the number, as in the list.

In this series

200001 to 201500 and 350001 to 351500 are Screw Numbers.  
201501 to 201800 and 351501 to 351800 are Nut Numbers.  
201801 to 202000 and 351801 to 352000 are Roller Numbers.  
202001 to 350000 are Numbers of Machine Parts.


The figures in the second column refer only to the plate in which the illustration of the part is shown and are **NOT TO BE USED** in ordering.

Two or more numbers over a cut indicate that the difference between such parts is not visible in an illustration.

Parts marked with an asterisk (\*) are furnished only when repairs are made at the factory.



# LIST OF PARTS COMPLETE FOR



## MACHINE No. 52w30

HIGH SPEED. BALL BEARING. DROP FEED

FOR SHIRTS, UNDERWEAR, HOUSE DRESSES, CORSETS, ETC.

IN GAUGES FROM 3/32 to 3/4 INCH.

No.	Plate	Name
*261901	-----	Arm with 200368H, 202135 and 234047
*234002	-----	" Base
204235	15326	" " Position Pin (2)
200010E	15326	" " Screw (3)
202005	15326	" " " Washer (3)
202247	15327	" Cap
200278H	15326	" " Screw
202248	15326	" " " Washer

## PARTS FOR MACHINE 52W30

No.	Plate	Name
10554	15326	Arm Position Pin (2)
200010E	15326	" Screw (3)
202005	15326	" " Washer (3)
261902	15328	" Shaft with 200357E and 350332E
249440	-----	" " Ball Bearing
*240054	-----	" " " " Collar with two 200378C
240055	15327	Arm Shaft Ball Bearing Collar 240054 with 249440
200378C	15326	Arm Shaft Ball Bearing Collar Set Screw
*249445	-----	" " " " (front) Collar with two 200378C
249446	15327	Arm Shaft Ball Bearing (front) Collar 249445 with 249440
200378C	15326	Arm Shaft Ball Bearing (front) Collar Set Screw
*249447	-----	Arm Shaft Ball Bearing (front) Sleeve
*240056	-----	" " " " Retaining Washer
*240053	-----	" " Bushing (back)
200335C	15326	" " " " Set Screw
240057	-----	Arm Shaft Bushing (back, ball bearing) complete, Nos. 240053, 240055 and 240056
234003	15328	Arm Shaft Connection Belt
202635	15327	" " " " Pulley with 200327C, 200602E and two 202253
200602E	15326	Arm Shaft Connection Belt Pulley Posi- tion Screw
200327C	15326	Arm Shaft Connection Belt Pulley Set Screw
202253	15326	Arm Shaft Connection Belt Pulley Spring Flange
350332E	15326	Arm Shaft Oil Reservoir Screw
200357E	15326	" " " Stop Screw
200502B	15326	" Thumb Screw
249481	15343	Balance Wheel (disc) (belt groove 2-1/8 in. diam.) with 200328C and 200335C
200062H	15326	Balance Wheel Adjusting Screw
200328C	15326	" " Position Screw
200335C	15326	" " Set Screw
*261904	-----	Bed
202258	15327	" Hinge Connection (2)
200570E	15326	" " " Screw (4)
203470	15329	Bobbin (2)
*261905	-----	" Case
203648	15329	" " Latch
*202056	-----	" " " Pin
203473	15329	" " " Plunger
203474	15329	" " " Spring
234079	15329	" " Lever
234065	15329	" " " Driving Block



## PARTS FOR MACHINE 52w30

7

No.	Plate	Name
200076D	15329	Bobbin Case Lever Driving Block Screw
201272C	15329	" " " Hinge Screw
203214	15329	" " " Tension Spring
200984C	15329	" " " " " Regulating Screw
200594C	15329	Bobbin Case Tension Spring Screw
203216	-----	" " Washer (cloth)
261906	15329	Bobbin Case complete, Nos. 200594C, 200984C 202056, 203214, 203216, 203473, 203474, 203648 and 261905
202274	15343	Face Plate
202135	15329	" " " Position Pin
200462B	15329	" " " Thumb Screw
212782	15338	Feed Dog, for 234150
221537	15338	" " " 234105
212724	15337	" " " 234112
212731	13319	" " " 234113
212734	13319	" " " 234114
212737	13319	" " " 234115
261907	15327	" " " Lever
261908	15343	" " " " Post
261909	-----	" " " " 261908 with 201525E, 261907, 261910, 261913, 261931 and two 200064D
200024C	15329	Feed Dog Lever Post Screw (4)
203637	15329	" " " " " Washer (4)
203610	15329	" " " " " Slide Block
261931	-----	" " " " " 203610 with 350348C
261910	15327	Feed Dog Lever Slide Block Bracket (adjustable)
200064D	15329	Feed Dog Lever Slide Block Bracket Screw
350348C	15329	" " " " " " " Screw Stud
201525E	15329	" " " " " " " " Nut
200098E	15329	" " " " " " " Screw
261911	15329	" " " " " " " Driving Eccentric with 200382C and 201220C
261912	15329	Feed Driving Eccentric Connection
200541E	15329	" " " " " " " Screw
201220C	15329	" " " " " " " Position Screw
200382C	15329	" " " " " " " Set Screw
261913	15329	" " " " " " " Regulating Index Plate
203061	15328	Foot Lifter Lifting Lever
200242H	15330	" " " " " " " Hinge Screw
234019	15328	" " " " " " " Rod with 202302
202302	15330	Foot Lifter Lifting Lever Rod Cotter Pin
203058	15330	Foot Lifter Lifting Lever Rod Coupling with 200530C



## PARTS FOR MACHINE 52w30

No.	Plate	Name
200530C	15330	Foot Lifter Lifting Lever Rod Coupling Set Screw
233361	15330	Foot Lifter Lifting Lever Spring
200273D	15330	" " " " " Screw
233390	15330	" " " " Washer
* 261914	-----	Hook
261915	15330	" 261914 with 240201, 249384 and two 201253F
261916	-----	Hook and Bobbin Case complete, Nos. 261906 and 261915
234088	15327	Hook Bevel Gear Socket, 14 teeth
234024	15330	" " " " Friction Washer
200555H	15330	" " " " Screw
241551	15330	" " Pinion (inside) with two 200378C
261918	15330	Hook Bevel Pinion (outside) with two 200378C
200378C	15326	Hook Bevel Pinion Set Screw
261930	15328	" Driving Shaft
249440	-----	" " " Ball Bearing
* 261919	-----	" " " " Collar with 200362C and 201222C
261920	15327	Hook Driving Shaft Ball Bearing Collar 261919 with 249440
201222C	15330	Hook Driving Shaft Ball Bearing Collar Position Screw
200362C	15330	Hook Driving Shaft Ball Bearing Collar Set Screw
* 240056	-----	Hook Driving Shaft Ball Bearing Retaining Washer
201215F	15330	Hook Driving Shaft Ball Bearing Retaining Washer Screw
* 261921	-----	Hook Driving Shaft Bushing (back)
200362C	15330	" " " " " Set Screw
261922	-----	Hook Driving Shaft Bushing (back, ball bearing) complete, Nos. 240056, 261920, 261921 and three 201215F
202321	15330	Hook Driving Shaft Bushing (front or center) (2)
200346C	15330	Hook Driving Shaft Bushing (front or center) Screw (2)
234028	15327	Hook Driving Shaft Connection Belt Pulley with 202253 and two 201254C
201254C	15330	Hook Driving Shaft Connection Belt Pulley Set Screw
202253	15326	Hook Driving Shaft Connection Belt Pulley Spring Flange
224392	-----	Hook Driving Shaft Oil Packing (wick) (3)

No.	Plate	Name
249384	15330	Hook Gib
201253F	15332	" " Screw
240201	-----	" Oiling Felt
234069	15343	" Post (inside or outside)
261925	-----	" " 234069 with 200555H, 201272C, 202299, 234024, 234065, 234079, 234088, 234141, 261916 and two 200076D
261926	-----	Hook Post 261925 with 203630, 221215, 234073 and eight 200583H
261927	-----	Hook Post 261925 with 221215, 234083, 261928 and eight 200583H
200159F	15332	Hook Post Clamping Screw
203630	15343	" " Cover Plate (back)(inside)
234083	15343	" " " " " (outside)
234073	15343	" " " " (front)(inside)
261928	15343	" " " " " (outside)
200583H	15332	" " " " Screw
202299	-----	" " Oil Packing (wick)
200008C	15332	" " Screw (4)
203637	15329	" " " Washer (4)
221215	15331	" " Slide
234141	15332	" Washer
261929	-----	Hook Post Combination (inside and out- side) complete, Nos. 261909, 261926, 261927 and two 200159F
234039	15331	Needle Bar and Holder, in gauges from 3/32 to 5/8 in., in steps of 1/32 in., with two 200141F
234040	15331	Needle Bar and Holder, in gauges from 21/32 to 3/4 in., in steps of 1/32 in., with two 200141F
202550	15332	Needle Bar Bushing
200352C	15332	" " " Set Screw
202552	15332	" " Connecting Link
236073	15332	" " " " Oil Guard
200161D	15332	" " " " " Screw
249393	15332	" " " " Stud with 202254
202254	-----	Needle Bar Connecting Link Stud Oil Packing (wick)
200374C	15332	Needle Bar Connecting Link Stud Set Screw
200383C	15332	Needle Bar Connecting Link Stud Set Screw
249394	15332	Needle Bar Connecting Stud with 200086C and 202330
202330	-----	Needle Bar Connecting Stud Oil Packing (wick)
200086C	15332	Needle Bar Connecting Stud Pinch Screw



No.	Plate	Name
249395	15331	Needle Bar Crank with 200335C, 200374C, 200383C, 200428C and 249393
249396	15332	Needle Bar Crank Friction Washer
200428C	15332	" " " Position Screw
200335C	15326	" " " Set Screw
249397	15331	" " Support
202244	-----	" " " Oil Packing (wick)
200352C	15332	" " " Set Screw
200141F	15332	" Set Screw
244033	-----	Presser Bar (hollow)
202335	15331	" " 244033 with 200074F
241535	15333	" " Bushing
200352C	15332	" " " Set Screw
202554	15333	" " Lifter
200653C	15333	" " " Hinge Screw
244006	15333	" " Lifting Releasing Lever Bracket
200260D	15333	Presser Bar Lifting Releasing Lever Bracket Guide Screw
206608	15333	Presser Bar Lifting Releasing Lever Bracket Spring
235901	15333	Presser Bar Position Guide with 200054E
200054E	15333	" " " " Pinch Screw
202378	15333	" " Spring
234044	15333	" " " Stop Rod
200492B	15333	" " Thumb Screw (pressure regulating)
200475B	15333	Presser Bar Thumb Screw Thumb Set Screw
202355	15333	" " " " " " "
		Packing (brass)
230795	15333	Presser Foot Hinge Pin
223910	-----	" " Plate, for 223911
229454	-----	" " " " 229455
229456	-----	" " " " 229457
229458	-----	" " " " 229459
229460	-----	" " " " 229461
229462	-----	" " " " 229463
200074F	15335	" " Screw
202923	-----	" " Shank
223911	15339	Presser Foot (hinged) complete, 50 needle hole, in 3/32 in. gauge, Nos. 202923, 223910 and 230795
229455	15339	Presser Foot (hinged) complete, 46 needle hole, in gauges 1/8, 5/32 and 3/16 in., Nos. 202923, 229454 and 230795
229457	15339	Presser Foot (hinged) complete, 46 needle hole, in gauges 7/32, 1/4, 9/32 and 5/16 in., Nos. 202923, 229456 and 230795
229459	15339	Presser Foot (hinged) complete, 46 needle hole, in gauges 11/32, 3/8, 13/32 and 7/16 in., Nos. 202923, 229458 and 230795



## PARTS FOR MACHINE 52w30

11

No.	Plate	Name
229461	15339	Presser Foot (hinged) complete, 46 needle hole, in gauges from 15/32 to 5/8 in., in steps of 1/32 in., Nos. 202923, 229460 and 230795
229463	15339	Presser Foot (hinged) complete, 46 needle hole, in gauges 21/32, 11/16, 23/32 and 3/4 in., Nos. 202923, 229462 and 230795
234045	15334	Take-up Lever
249398	15334	" " Driving Stud with 202277
202277	-----	" " " " Oil Packing (wick)
202400	15334	Take-up Lever Hinge Stud with 202423
202423	-----	" " " " Oil Packing (wick)
200383C	15332	Take-up Lever Hinge Stud Set Screw
202401	-----	" " Oiling Felt
200132E	15334	" " " " Screw
249399	15331	" " " Wick with 249400
200081E	15334	" " " " Screw
201537E	15334	" " " " Nut
*249400	-----	" " " " Wire
234086	15334	Tension Bracket with two each 200397H, 201224B and 236060
200159F	15332	Tension Bracket Screw
234047	15334	" " " Socket
200368H	15334	" " " " Set Screw
236098	15334	" " Thread Guide (double)
200174H	15334	" " " " Screw
234087	-----	Tension Bracket complete, Nos. 200174H, 200978H, 201199F, 223703, 223706, 234086, 236098, 237174, two each 13710, 200309E, 204059, 204271, 223704, three 201572B and four 244048
244048	15334	Tension Disc
236060	15334	" " Position Pin
223703	15334	" Release Lever
235072	15334	" " " Rod
200309E	15334	" " " Screw
223704	15334	" " Plunger
204271	15334	" " Washer
13710	15334	" Spring
201224B	15334	" Stud
201572B	10881	" Thumb Nut
223706	15335	Thread Controller Disc
200978H	15335	" " " Screw
237174	15335	" " Spring
242117	15335	" " " Stop
200132E	15334	" " " " Screw
201199F	15335	" " Stud with 204925
200061C	15335	" " " Set Screw

## PARTS FOR MACHINE 52w30

No.	Plate	Name
201572B	10881	Thread Controller Stud Thumb Nut
204925	15335	" " " Washer
202414	15335	" Guide
202415	15335	" "
202417	15335	" "
224028	15335	" "
200355H	15335	" " Set Screw
200397H	15335	" " " "
200582H	15335	" " Screw
202091	15335	" Retainer Sleeve
202092	15335	" " Spring
204058	15335	" " Stud
200397H	15335	" " " Set Screw
204059	-----	Thread Retainer complete, Nos. 202091, 202092 and 204058
234150	15338	Throat Plate, 50 needle hole, for needle sizes 14 and 15, in gauges 3/32, 1/8 and 5/32 in., for 212782
234105	15338	Throat Plate, 50 needle hole, for needle sizes 14 and 15, in gauges 3/16, 7/32 and 1/4 in., for 221537
234112	15337	Throat Plate, 50 needle hole, for needle sizes 14 and 15, in gauges 9/32, 5/16 and 11/32 in., for 212724
234113	13319	Throat Plate, 50 needle hole, for needle sizes 14 and 15, in gauges from 3/8 to 17/32 in., in steps of 1/32 in., for 212731
234114	13319	Throat Plate, 50 needle hole, for needle sizes 14 and 15, in gauges 9/16, 19/32, 5/8, 21/32 and 11/16 in., for 212734
234115	13319	Throat Plate, 50 needle hole, for needle sizes 14 and 15, in gauges 23/32 and 3/4 in., for 212737
200577H	15335	Throat Plate Screw (2)



## ACCESSORIES

No.	Plate	Name
203470	15329	Bobbin (10)
*225482	-----	" Case Screw Driver Blade
*225483	-----	" " " " Handle
225497	14383	Bobbin Case Screw Driver complete, Nos. 225482 and 225483
128 x 13	-----	Needles, six each, sizes 12 and 14
228213	-----	Drip Pan (long) with four 1 in. wire nails
41400	14383	Machine Rest Pin (wood)
120342	14383	Oiler (copper plated) with 120343
120343	14383	" Spout, 3-1/2 in. long
*225484	-----	Screw Driver Blade
*225485	-----	" " Handle
225498	14383	Screw Driver complete (7-1/4 in. long), Nos. 225484 and 225485
202511	15336	Wrench
225554	15336	" (steel)

### BOBBIN WINDER

#### Swing Automatic, Right Hand

225453	10884	Frame with 202277 and 225438
225454	10884	" Hinge Pin
202277	-----	" Oil Packing (wick)
225438	10884	" " Well Cap
225455	10884	" Spring
225456	10884	" " Plunger
202473	10885	Pulley with 200380C
200380C	15336	" Set Screw
225381	10884	Spindle
225444	10884	Stop Latch
200056E	10884	" " Screw
225458	10884	" " Thumb Lever
225459	10884	" " " " Hinge Stud
225459	10884	" " " " Joint Stud
202478	10884	" " Trip Lever
200299H	10884	" " " " Hinge Screw
225461	10881	Tension Bracket with 201499B
200082D	10881	" " Screw
228026	10884	" " " Washer
2102	10881	" Disc



## ACCESSORIES

No.	Plate	Name
202407	10881	Tension Spring
201499B	10881	" Stud
201572B	10881	" " Thumb Nut
225462	10881	Bobbin Winder Tension Bracket complete, Nos.201572B,202407,225461 and two 2102
225433	10885	Bobbin Winder and Tension Bracket Base
225382	10885	Universal Bobbin Winder complete,Nos. 200056E,200082D,200299H,202473,202478 225381,225433,225444,225453 to 225456 225458,225462,228026,two each 225459 and wood screws 3/4 in.,No.12,R.H.B.

## FOOT LIFTER

227952	15328	Lever (left or right) with 227954
227678	15328	" Chain,48 in. long,with 202784
227954	15336	" " Hook (lower)
202784	15336	" " " (upper)
225016	15336	" Hinge Pin
227953	15328	" Stand with two wood screws 1 in., No.12
227955	15328	Foot Lifter Lever (left or right) com- plete,Nos.225016,227678,227952 and 227953

(Other Foot Lifter parts are listed with parts  
of machine head.)

## THREAD UNWINDER

225259	15815	Spool Rest (for one spool)(flat) with 201018C
225257	15815	Spool Rest (for two spools)(flat) with 201018C
150203	-----	Spool Rest Cushion (felt)
225388	15815	" " Rod
200383C	15332	" " " Set Screw
201018C	15336	" " Set Screw
202490	15815	" Stand with 200383C
225391	15815	Thread Guide
201696J	15336	" " Lock Nut
225326	15336	" " Position Cup
225324	15815	" " Rod with 208E and 225322
208E	15336	" " " Screw
225322	15336	" " " Washer

No.	Plate	Name
259143	15815	Thread Unwinder (for three spools) complete, Nos. 201696J, 202490, 225257, 225259, 225324, 225326, 225388, three each 150203, 225391 and wood screws 7/8 in., No. 12

Genuine Singer Needles should be used  
in Singer Machines.  
These Needles and their Containers  
are marked with the  
Company's Trade Mark "SIMANCO." 1

Needles in Containers marked  
"For Singer Machines"  
are not Singer made needles. 2

## FEED DOGS

No.	Plate	Name
221537	15338	Feed Dog, for 234105 and 234119
212721	15337	" " " 234108, 234110 and 234111
212720	15337	" " " 234111
212724	15337	" " " 234112 and 234120
212731	13319	" " " 234113 and 234156
212732	13319	" " " 234113 and 234156
212734	13319	" " " 234151 and 234154
212737	13319	" " " 234115 and 234157
234131	15337	" " " 234112 and 234120
234130	15337	" " " 234111 and 234152
212782	15338	" " " 234150 and 234153
234128	15338	" " " 234159

Genuine Singer Needles should be used  
in Singer Machines.  
These Needles and their Containers  
are marked with the  
Company's Trade Mark "SIMANCO." 1

Needles in Containers marked  
"For Singer Machines"  
are not Singer made needles. 2



## PRESSER FEET

No.	Plate	Name
230795	15333	Presser Foot Hinge Pin
223910	-----	" " Plate, for 223911
229454	-----	" " " " 229455
229456	-----	" " " " 229457
229458	-----	" " " " 229459
229460	-----	" " " " 229461
229462	-----	" " " " 229463
229466	-----	" " " " 229467
229468	-----	" " " " 229469
229488	-----	" " " " 229489
229490	-----	" " " " 229491
229920	-----	" " " " 229921
229922	-----	" " " " 229923
229924	-----	" " " " 229925
229926	-----	" " " " 229927
229928	-----	" " " " 229929
229930	-----	" " " " 229931
202923	-----	" " Shank
223911	15339	Presser Foot (hinged) complete, 50 needle hole, in gauges 3/32, 1/8, 5/32 and 3/16 in., Nos. 202923, 223910 and 230795
229455	15339	Presser Foot (hinged) complete, 46 needle hole, in gauges 1/8, 5/32 and 3/16 in., Nos. 202923, 229454 and 230795
229457	15339	Presser Foot (hinged) complete, 46 needle hole, in gauges 7/32, 1/4, 9/32 and 5/16 in., Nos. 202923, 229456 and 230795
229459	15339	Presser Foot (hinged) complete, 46 needle hole, in gauges 11/32, 3/8, 13/32 and 7/16 in., Nos. 202923, 229458 and 230795
229461	15339	Presser Foot (hinged) complete, 46 needle hole, in gauges from 15/32 to 5/8 in., in steps of 1/32 in., Nos. 202923, 229460 and 230795
229463	15339	Presser Foot (hinged) complete, 46 needle hole, in gauges 21/32, 11/16, 23/32 and 3/4 in., Nos. 202923, 229462 and 230795
229467	15339	Presser Foot (hinged) complete, 38 needle hole, in gauges from 1/8 to 5/16 in., in steps of 1/32 in., Nos. 202923, 229466 and 230795, for overall work
229469	15339	Presser Foot (hinged) complete, 38 needle hole, in gauges 11/32, 3/8, 13/32 and 7/16 in., Nos. 202923, 229468 and 230795 for overall work

## PRESSER FEET

No.	Plate	Name
229921	15339	Presser Foot (hinged) complete, 38 needle hole, in gauges 15/32, 1/2, 17/32 and 9/16 in., Nos. 202923, 229920 and 230795 for overall work
229923	15340	Presser Foot (hinged) complete, 38 needle hole, in gauges 19/32 and 5/8 in., Nos. 202923, 229922 and 230795, for overall work
229925	15340	Presser Foot (hinged) complete, 38 needle hole, in gauges 21/32, 11/16, 23/32 and 3/4 in., Nos. 202923, 229924 and 230795, for overall work

## FOR FELLING

229489	15340	Presser Foot (hinged) complete, 38 needle hole, in gauges from 1/8 to 5/16 in., in steps of 1/32 in., Nos. 202923, 229488 and 230795
229491	15340	Presser Foot (hinged) complete, 38 needle hole, in gauges 11/32, 3/8, 13/32 and 7/16 in., Nos. 202923, 229490 and 230795
229927	15340	Presser Foot (hinged) complete, 38 needle hole, in gauges 15/32, 1/2, 17/32 and 9/16 in., Nos. 202923, 229926 and 230795
229929	15340	Presser Foot (hinged) complete, 38 needle hole, in gauges 19/32 and 5/8 in., Nos. 202923, 229928 and 230795
229931	15340	Presser Foot (hinged) complete, 38 needle hole, in gauges 21/32, 11/16, 23/32 and 3/4 in., Nos. 202923, 229930 and 230795



## THROAT PLATES

No.	Plate	Name
234150	15338	Throat Plate, 50 needle hole, for needle sizes 14 and 15, in gauges $3/32$ , $1/8$ , $5/32$ and $3/16$ in., for 212782
234153	15338	Throat Plate, 46 needle hole, for needle sizes 16 and 18, in gauges $1/8$ , $5/32$ and $3/16$ in., for 212782
234105	15338	Throat Plate, 50 needle hole, for needle sizes 14 and 15, in gauges $3/16$ , $7/32$ , $1/4$ , $9/32$ and $5/16$ in., for 221537
234119	15338	Throat Plate, 46 needle hole, for needle sizes 16 and 18, in gauges from $3/16$ to $5/16$ in., in steps of $1/32$ in., for 221537
234110	15337	Throat Plate, 46 needle hole, for needle sizes 16 and 18, in gauges from $3/16$ to $7/16$ in., in steps of $1/32$ in., for 212721, for felling
234108	15337	Throat Plate, 40 needle hole, for needle sizes 20 and 22, in gauges from $3/16$ to $7/16$ in., in steps of $1/32$ in., for 212721, for felling
234111	15337	Throat Plate, 46 needle hole, for needle sizes 16 and 18, in gauges from $3/16$ to $7/16$ in., in steps of $1/32$ in., for 212720, 212721 and 234130
234152	15337	Throat Plate, 40 needle hole, for needle sizes 20 and 22, in gauges from $7/32$ to $7/16$ in., in steps of $1/32$ in., for 234130
234112	15337	Throat Plate, 50 needle hole, for needle sizes 14 and 15, in gauges from $1/4$ to $1/2$ in., in steps of $1/32$ in., for 212724 and 234131
234120	15337	Throat Plate, 46 needle hole, for needle sizes 16 and 18, in gauges from $1/4$ to $1/2$ in., in steps of $1/32$ in., for 212724 and 234131
234114	13319	Throat Plate, 50 needle hole, for needle sizes 14 and 15, in gauges $9/16$ , $19/32$ , $5/8$ , $21/32$ and $11/16$ in., for 212734
234154	13319	Throat Plate, 46 needle hole, for needle sizes 16 and 18, in gauges $9/16$ , $19/32$ , $5/8$ , $21/32$ and $11/16$ in., for 212734

No.	Plate	Name
234151	13319	Throat Plate, 40 needle hole, for needle sizes 20 and 22, in gauges 9/16, 19/32, 5/8, 21/32 and 11/16 in., for 212734
234113	13319	Throat Plate, 50 needle hole, for needle sizes 14 and 15, in gauges from 3/8 to 17/32 in., in steps of 1/32 in., for 212731 and 212732
234156	13319	Throat Plate, 46 needle hole, for needle sizes 16 and 18, in gauges from 3/8 to 17/32 in., in steps of 1/32 in., for 212731 and 212732
234115	13319	Throat Plate, 50 needle hole, for needle sizes 14 and 15, in gauges 23/32 and 3/4 in., for 212737
234157	13319	Throat Plate, 46 needle hole, for needle sizes 16 and 18, in gauges 23/32 and 3/4 in., for 212737
234159	15338	Throat Plate, 50 needle hole, for needle sizes 14 and 15, in gauges 3/32, 1/8 and 5/32 in. (offset for felling), for 234128

Genuine Singer Needles should be used  
in Singer Machines.  
These Needles and their Containers  
are marked with the  
Company's Trade Mark "SIMANCO." 1

Needles in Containers marked  
"For Singer Machines"  
are not Singer made needles. 2



## LAP SEAM FELLERS

Note: In ordering Lap Seam Fellers, give letter which refers to material to be used, in addition to the number.

- F Silks, fine muslins, etc., where there are no seams.
- L Fine shirts, underwear, corsets, etc.
- M General shirt and corset work, etc.
- MH Heavy corset and other medium heavy material.
- H Heavy shirt work, light overalls, etc.
- XH Overall and duck work.
- XXH Heavy duck and canvas work.
- XXXH Horse blankets, etc.
- XXXXH Extra heavy material with seams.

No.	Plate	Name
230035	15341	Lap Seam Feller on Shank (left hand). For corsets. Has a Separator which prevents the "turned in" edges from overlapping. For 5/32 to 3/8 in. gauge machines. For L, M or MH material. Has no yielding spring.
230036	15341	Lap Seam Feller on Shank (right hand). For corsets. Has a Separator which prevents the "turned in" edges from overlapping. For 5/32 to 3/8 in. gauge machines. For L, M or MH material. Has no yielding spring.
230037	15341	Lap Seam Feller on Shank (left hand). For corsets. Made extra short for small curves. Has a Separator which prevents the "turned in" edges from overlapping. For 5/32 to 3/8 in. gauge machines. For L, M or MH material. Has no yielding spring.
230038	15341	Lap Seam Feller on Shank (right hand). For corsets. Made extra short for small curves. Has a Separator which prevents the "turned in" edges from overlapping. For 5/32 to 3/8 in. gauge machines. For L, M or MH material. Has no yielding spring.

## LAP SEAM FELLERS

No.	Plate	Name
230039	15341	Lap Seam Feller on Shank (left hand), for 1/16 to 5/16 in. gauge machines. For F, L or M material. Has no yielding spring.
230040	15341	Lap Seam Feller on Shank (right hand), for 1/16 to 5/16 in. gauge machines. For F, L or M material. Has no yielding spring.
230041	15341	Lap Seam Feller on Shank (left hand), for 3/32 to 3/8 in. gauge machines. For F, L, M or MH material. Has no yielding spring.
230042	15341	Lap Seam Feller on Shank (right hand), for 3/32 to 3/8 in. gauge machines. For F, L, M or MH material. Has no yielding spring.
230043	15341	Lap Seam Feller on Shank (right hand), for 1/4 to 3/4 in. gauge machines. For M, MH, H, XH, XXH or XXXH material. Has no yielding spring.
230044	15342	Lap Seam Feller on Shank (left hand), for 1/4 to 3/4 in. gauge machines. For M, MH, H, XH, XXH or XXXH material. Has no yielding spring.
230045	15342	Lap Seam Feller on Shank (left hand), for 11/16 to 3/4 in. gauge machines. For M, MH, H, XH, XXH, XXXH or XXXXH material. Has no yielding spring.
230046	15342	Lap Seam Feller on Shank (right hand), for 11/16 to 3/4 in. gauge machines. For M, MH, H, XH, XXH, XXXH or XXXXH material. Has no yielding spring.
230047	15342	Lap Seam Feller on Shank (left hand), for general work, for 1/16 to 3/4 in. gauge machines. For F, L, M, MH or H material. Has yielding spring.
230048	15342	Lap Seam Feller on Shank complete (right hand), for general work, for 1/16 to 3/4 in. gauge machines, for F, L, M, MH or H material, Nos. 230998 to 231000 and two 200175D
230049	15342	Lap Seam Feller on Shank (left hand). Made short for felling curves. For 1/8 to 5/8 in. gauge machines. For F, L, M, MH, H or XH material. Has yielding spring.
230050	15342	Lap Seam Feller on Shank (right hand). Made short for felling curves. For 1/8 to 5/8 in. gauge machines. For F, L, M, MH, H or XH material. Has yielding spring.



No.	Plate	Name
230055	15342	Lap Seam Feller on Shank (left hand), for general work, for 3/16 to 3/4 in. gauge machines. For XH, XXH or XXXH material. Has yielding spring.
230056	15342	Lap Seam Feller on Shank (right hand), for general work, for 3/16 to 3/4 in. gauge machines. For XH, XXH or XXXH material. Has yielding spring.
230998	-----	Lap Seam Feller Curl (lower) with 230734, for 1/16 to 3/4 in. gauge ma- chines, for F, L, M, MH or H material.
230734	15336	Lap Seam Feller Curl (lower) Spring (light)(right hand)
200175D	15336	Lap Seam Feller Curl (lower) Spring Screw
230999	-----	Lap Seam Feller Curl (upper), for 1/16 to 3/4 in. gauge machines, for F, L, M, MH or H material.
231000	-----	Lap Seam Feller Shank, for 1/16 to 3/4 in. gauge machines, for F, L, M, MH or H material.

Genuine Singer Needles should be used  
in Singer Machines.  
These Needles and their Containers  
are marked with the  
Company's Trade Mark "SIMANCO." 1

Needles in Containers marked  
"For Singer Machines"  
are not Singer made needles. 2

## WORK PLATE AND LAP SEAM FELLER BASE PLATE

No.	Plate	Name
230356	14631	Work Plate (adjustable)
230852	-----	" " 230356 with 230357, 230358 and four 200169B
230357	14631	Work Plate Guide (left)
230358	14631	" " " (right)
200169B	14631	" " " Adjusting Screw
200169B	14631	" " " Screw
230359	14631	" " Lap Seam Feller Base Plate
230853	-----	" " " " " " "
		230359 with 200153F and 201561D
201561D	14631	Work Plate Lap Seam Feller Base Plate Thumb Nut
200153F	14631	Work Plate Lap Seam Feller Screw
230360	-----	Work Plate and Lap Seam Feller Base Plate complete, Nos. 230852 and 230853

## MISCELLANEOUS PARTS

### USED IN CONJUNCTION WITH THREAD UNWINDER

60913	15815	Spool Weight with 60914
60914	-----	" " Center Pin
225377	15815	" Wire, for small spools
27739	15815	Thread Cone (wood)

Genuine Singer Needles should be used  
 in Singer Machines.  
 These Needles and their Containers  
 are marked with the  
 Company's Trade Mark "SIMANCO." 1

Needles in Containers marked  
"For Singer Machines"  
 are not Singer made needles. 2



**NUMERICAL LIST OF PARTS**

**FOR**

**MACHINE No. 52w30**

NUMERICAL LIST OF PARTS

FOR

MACHINE No. 22-30



## NUMERICAL LIST OF PARTS

No.	Plate	Name
208E	15336	Thread Unwinder Thread Guide Rod Screw, for 225324
2102	10881	Bobbin Winder Tension Disc, for 225462
10554	15326	Arm Position Pin
13710	15334	Tension Spring, for 234087
27739	15815	Thread Cone (wood)
41400	14383	Machine Rest Pin (wood)
60913	15815	Spool Weight with 60914
60914	-----	" " Center Pin, for 60913
120342	14383	Oiler (copper plated) with 120343
120343	14383	" Spout, 3-1/2 in. long, for 120342
150203	-----	Thread Unwinder Spool Rest Cushion (felt), for 259143
200008C	15332	Hook Post Screw
200010E	15326	Arm Base Screw
200010E	15326	" Screw
200024C	15329	Feed Dog Lever Post Screw
200054E	15333	Presser Bar Position Guide Pinch Screw, for 235901
200056E	10884	Bobbin Winder Stop Latch Screw, for 225382
200061C	15335	Thread Controller Stud Set Screw
200062H	15326	Balance Wheel Adjusting Screw
200064D	15329	Feed Dog Lever Slide Block Bracket Screw, for 261909
200074F	15335	Presser Foot Screw, for 202335
200076D	15329	Bobbin Case Lever Driving Block Screw, for 261925
200081E	15334	Take-up Lever Oiling Wick Screw
200082D	10881	Bobbin Winder Tension Bracket Screw, for 225382
200086C	15332	Needle Bar Connecting Stud Pinch Screw, for 249394
200098E	15329	Feed Dog Screw
200132E	15334	Take-up Lever Oiling Felt Screw
200132E	15334	Thread Controller Spring Stop Screw
200141F	15332	Needle Set Screw, for 234039 and 234040
200153F	14631	Work Plate Lap Seam Feller Screw, for 230853
200159F	15332	Hook Post Clamping Screw, for 261929
200159F	15332	Tension Bracket Screw
200161D	15332	Needle Bar Connecting Link Oil Guard Screw

## NUMERICAL LIST OF PARTS

No.	Plate	Name
200169B	14631	Work Plate Guide Adjusting Screw, for 230852
200169B	14631	Work Plate Guide Screw, for 230852
200174H	15334	Tension Bracket Thread Guide Screw, for 234087
200175D	15336	Lap Seam Feller Curl (lower) Spring Screw, for 230048
200242H	15330	Foot Lifter Lifting Lever Hinge Screw
200260D	15333	Presser Bar Lifting Releasing Lever Bracket Guide Screw
200273D	15330	Foot Lifter Lifting Lever Spring Screw
200278H	15326	Arm Cap Screw
200299H	10884	Bobbin Winder Stop Latch Trip Lever Hinge Screw, for 225382
200309E	15334	Tension Release Lever Screw, for 234087
200327C	15326	Arm Shaft Connection Belt Pulley Set Screw, for 202635
200328C	15326	Balance Wheel Position Screw, for 249481
200335C	15326	Arm Shaft Bushing (back) Set Screw
200335C	15326	Balance Wheel Set Screw, for 249481
200335C	15326	Needle Bar Crank Set Screw, for 249395
200346C	15330	Hook Driving Shaft Bushing (front or center) Screw
200352C	15332	Needle Bar Bushing Set Screw
200352C	15332	" " Support Set Screw
200352C	15332	Presser Bar Bushing Set Screw
200355H	15335	Thread Guide Set Screw
200357E	15326	Arm Shaft Oil Stop Screw, for 261902
200362C	15330	Hook Driving Shaft Ball Bearing Collar Set Screw, for 261919
200362C	15330	Hook Driving Shaft Bushing (back) Set Screw
200368H	15334	Tension Bracket Screw Socket Set Screw, for 261901
200374C	15332	Needle Bar Connecting Link Stud Set Screw, for 249395
200378C	15326	Arm Shaft Ball Bearing Collar Set Screw, for 240054
200378C	15326	Arm Shaft Ball Bearing (front) Collar Set Screw, for 249445
200378C	15326	Hook Bevel Pinion Set Screw, for 241551 and 261918
200380C	15336	Bobbin Winder Pulley Set Screw, for 202473
200382C	15329	Feed Driving Eccentric Set Screw, for 261911
200383C	15332	Needle Bar Connecting Link Stud Set Screw, for 249395
200383C	15332	Take-up Lever Hinge Stud Set Screw



## NUMERICAL LIST OF PARTS

27

No.	Plate	Name
200383C	15332	Thread Unwinder Spool Rest Rod Set Screw for 202490
200397H	15335	Thread Guide Set Screw
200397H	15335	" Retainer Stud Set Screw, for 234086
200428C	15332	Needle Bar Crank Position Screw, for 249395
200462B	15329	Face Plate Thumb Screw
200475B	15333	Presser Bar Thumb Screw Thumb Set Screw
200492B	15333	" " " " (pressure regu- lating)
200502B	15326	Arm Thumb Screw
200530C	15330	Foot Lifter Lifting Lever Rod Coupling Set Screw, for 203058
200541E	15329	Feed Driving Eccentric Connection Screw
200555H	15330	Hook Bevel Gear Socket Screw, for 261925
200570E	15326	Bed Hinge Connection Screw
200577H	15335	Throat Plate Screw
200582H	15335	Thread Guide Screw
200583H	15332	Hook Post Cover Plate Screw, for 261926 and 261927
200594C	15329	Bobbin Case Tension Spring Screw, for 261906
200602E	15326	Arm Shaft Connection Belt Pulley Posi- tion Screw, for 202635
200653C	15333	Presser Bar Lifter Hinge Screw
200978H	15335	Thread Controller Disc Screw, for 234087
200984C	15329	Bobbin Case Tension Spring Regulating Screw, for 261906
201018C	15336	Thread Unwinder Spool Rest Set Screw, for 225257 and 225259
201199F	15335	Thread Controller Stud with 204925, for 234087
201215F	15330	Hook Driving Shaft Ball Bearing Retain- ing Washer Screw, for 261922
201220C	15329	Feed Driving Eccentric Position Screw, for 261911
201222C	15330	Hook Driving Shaft Ball Bearing Collar Position Screw, for 261919
201224B	15334	Tension Stud, for 234086
201253F	15332	Hook Gib Screw, for 261915
201254C	15330	" Driving Shaft Connection Belt Pulley Set Screw, for 234028
201272C	15329	Bobbin Case Lever Hinge Screw, for 261925
201499B	10881	Bobbin Winder Tension Stud, for 225461
201525E	15329	Feed Dog Lever Slide Block Screw Stud Nut, for 261909
201537E	15334	Take-up Lever Oiling Wick Screw Nut
201561D	14631	Work Plate Lap Seam Feller Base Plate Thumb Nut, for 230853

## NUMERICAL LIST OF PARTS

No.	Plate	Name
201572B	10881	Bobbin Winder Tension Stud Thumb Nut, for 225462
201572B	10881	Tension Thumb Nut, for 234087
201572B	10881	Thread Controller Stud Thumb Nut
201696J	15336	" Unwinder Thread Guide Lock Nut, for 259143
202005	15326	Arm Base Screw Washer
202005	15326	" Screw Washer
*202056	-----	Bobbin Case Latch Pin, for 261906
202091	15335	Thread Retainer Sleeve, for 204059
202092	15335	" " Spring, for 204059
202135	15329	Face Plate Position Pin, for 261901
202244	-----	Needle Bar Support Oil Packing (wick)
202247	15327	Arm Cap
202248	15326	" " Screw Washer
202253	15326	" Shaft Connection Belt Pulley Spring Flange, for 202635
202253	15326	Hook Driving Shaft Connection Belt Pulley Spring Flange, for 234028
202254	-----	Needle Bar Connecting Link Stud Oil Packing (wick), for 249393
202258	15327	Bed Hinge Connection
202274	15343	Face Plate
202277	-----	Bobbin Winder Frame Oil Packing (wick), for 225453
202277	-----	Take-up Lever Driving Stud Oil Packing (wick), for 249398
202299	-----	Hook Post Oil Packing (wick), for 261925
202302	15330	Foot Lifter Lifting Lever Rod Cotter Pin for 234019
202321	15330	Hook Driving Shaft Bushing (front or center)
202330	-----	Needle Bar Connecting Stud Oil Packing (wick), for 249394
202335	15331	Presser Bar 244033 with 200074F
202355	15333	" " Thumb Screw Thumb Set Screw Packing (brass)
202378	15333	Presser Bar Spring
202400	15334	Take-up Lever Hinge Stud with 202423
202401	-----	" " Oiling Felt
202407	10881	Bobbin Winder Tension Spring, for 225462
202414	15335	Thread Guide
202415	15335	" "
202417	15335	" "
202423	-----	Take-up Lever Hinge Stud Oil Packing (wick), for 202400
202473	10885	Bobbin Winder Pulley with 200380C, for 225382
202478	10884	Bobbin Winder Stop Latch Trip Lever, for 225382



## NUMERICAL LIST OF PARTS

29

No.	Plate	Name
202490	15815	Thread Unwinder Spool Stand with 200383C for 259143
202511	15336	Wrench
202550	15332	Needle Bar Bushing
202552	15332	" " Connecting Link
202554	15333	Presser Bar Lifter
202635	15327	Arm Shaft Connection Belt Pulley with 200327C, 200602E and two 202253
202784	15336	Foot Lifter Lever Chain Hook (upper), for 227678
202923	-----	Presser Foot Shank
203058	15330	Foot Lifter Lifting Lever Rod Coupling with 200530C
203061	15328	Foot Lifter Lifting Lever
203214	15329	Bobbin Case Tension Spring, for 261906
203216	-----	" " Washer (cloth), for 261906
203470	15329	"
203473	15329	" Case Latch Plunger, for 261906
203474	15329	" " " Spring, for 261906
203610	15329	Feed Dog Lever Slide Block, for 261931
203630	15343	Hook Post Cover Plate (back)(inside), for 261926
203637	15329	Feed Dog Lever Post Screw Washer
203637	15329	Hook Post Screw Washer
203648	15329	Bobbin Case Latch, for 261906
204058	15335	Thread Retainer Stud, for 204059
204059	-----	Thread Retainer complete, Nos. 202091, 202092 and 204058, for 234087
204235	15326	Arm Base Position Pin
204271	15334	Tension Release Washer, for 234087
204925	15335	Thread Controller Stud Washer, for 201199F
206608	15333	Presser Bar Lifting Releasing Lever Bracket Spring
212720	15337	Feed Dog, for 234111
212721	15337	" " " 234108, 234110 and 234111
212724	15337	" " " 234112 and 234120
212731	13319	" " " 234113 and 234156
212732	13319	" " " 234113 and 234156
212734	13319	" " " 234114, 234151 and 234154
212737	13319	" " " 234115 and 234157
212782	15338	" " " 234150 and 234153
221215	15331	Hook Post Slide, for 261926 and 261927
221537	15338	Feed Dog, for 234105 and 234119
223703	15334	Tension Release Lever, for 234087
223704	15334	" " Plunger, for 234087
223706	15335	Thread Controller Disc, for 234087
223910	-----	Presser Foot Plate, for 223911
223911	15339	Presser Foot (hinged) complete, 50 needle hole, in gauges 3/32, 1/8, 5/32 and 3/16 in., Nos. 202923, 223910 and 230795

## NUMERICAL LIST OF PARTS

No.	Plate	Name
224028	15335	Thread Guide
224392	-----	Hook Driving Shaft Oil Packing (wick)
225016	15336	Foot Lifter Lever Hinge Pin, for 227955
225257	15815	Thread Unwinder Spool Rest (for two spools)(flat) with 201018C, for 259143
225259	15815	Thread Unwinder Spool Rest (for one spool)(flat) with 201018C, for 259143
225322	15336	Thread Unwinder Thread Guide Rod Washer, for 225324
225324	15815	Thread Unwinder Thread Guide Rod with 208E and 225322, for 259143
225326	15336	Thread Unwinder Thread Guide Position Cup, for 259143
225377	15815	Spool Wire, for small spools
225381	10884	Bobbin Winder Spindle, for 225382
225382	10885	Universal Bobbin Winder complete, Nos. 200056E, 200082D, 200299H, 202473, 202478, 225381, 225433, 225444, 225453 to 225456, 225458, 225462, 228026, two each 225459 and wood screws 3/4 in., No. 12, R.H.B.
225388	15815	Thread Unwinder Spool Rest Rod, for 259143
225391	15815	Thread Unwinder Thread Guide, for 259143
225433	10885	Bobbin Winder and Tension Bracket Base, for 225382
225438	10884	Bobbin Winder Frame Oil Well Cap, for 225453
225444	10884	Bobbin Winder Stop Latch, for 225382 Nos. 225453 to 225456, for 225382
225453	10884	Bobbin Winder Frame with 202277 and 225438
225454	10884	Bobbin Winder Frame Hinge Pin
225455	10884	" " " Spring
225456	10884	" " " Plunger
225458	10884	" " Stop Latch Thumb Lever, for 225382
225459	10884	Bobbin Winder Stop Latch Thumb Lever Hinge Stud, for 225382
225459	10884	Bobbin Winder Stop Latch Thumb Lever Joint Stud, for 225382
225461	10881	Bobbin Winder Tension Bracket with 201499B, for 225462
225462	10881	Bobbin Winder Tension Bracket complete, Nos. 201572B, 202407, 225461 and two 2102, for 225382
*225482	-----	Bobbin Case Screw Driver Blade, for 225497
*225483	-----	Bobbin Case Screw Driver Handle, for 225497



## NUMERICAL LIST OF PARTS

31

No.	Plate	Name
*225484	-----	Screw Driver Blade, for 225498
*225485	-----	" " Handle, for 225498
225497	14383	Bobbin Case Screw Driver complete, Nos. 225482 and 225483
225498	14383	Screw Driver complete (7-1/4 in. long), Nos. 225484 and 225485
225554	15336	Wrench (steel)
227678	15328	Foot Lifter Lever Chain, 48 in. long, with 202784, for 227955
227952	15328	Foot Lifter Lever (left or right) with 227954, for 227955
227953	15328	Foot Lifter Lever Stand with two wood screws 1 in., No. 12, for 227955
227954	15336	Foot Lifter Lever Chain Hook (lower), for 227952
227955	15328	Foot Lifter Lever (left or right) complete, Nos. 225016, 227678, 227952 and 227953
228026	10884	Bobbin Winder Tension Bracket Screw Washer, for 225382
228213	-----	Drip Pan (long) with four 1 in. wire nails
229454	-----	Presser Foot Plate, for 229455
229455	15339	Presser Foot (hinged) complete, 46 needle hole, in gauges 1/8, 5/32 and 3/16 in., Nos. 202923, 229454 and 230795
229456	-----	Presser Foot Plate, for 229457
229457	15339	Presser Foot (hinged) complete, 46 needle hole, in gauges 7/32, 1/4, 9/32 and 5/16 in., Nos. 202923, 229456 and 230795
229458	-----	Presser Foot Plate, for 229459
229459	15339	Presser Foot (hinged) complete, 46 needle hole, in gauges 11/32, 3/8, 13/32 and 7/16 in., Nos. 202923, 229458 and 230795
229460	-----	Presser Foot Plate, for 229461
229461	15339	Presser Foot (hinged) complete, 46 needle hole, in gauges from 15/32 to 5/8 in., in steps of 1/32 in., Nos. 202923, 229460 and 230795
229462	-----	Presser Foot Plate, for 229463
229463	15339	Presser Foot (hinged) complete, 46 needle hole, in gauges 21/32, 11/16, 23/32 and 3/4 in., Nos. 202923, 229462 and 230795
229466	-----	Presser Foot Plate, for 229467
229467	15339	Presser Foot (hinged) complete, 38 needle hole, in gauges from 1/8 to 5/16 in., in steps of 1/32 in., Nos. 202923, 229466 and 230795, for overall work
229468	-----	Presser Foot Plate, for 229469

## NUMERICAL LIST OF PARTS

No.	Plate	Name
229469	15339	Presser Foot (hinged) complete, 38 needle hole, in gauges 11/32, 3/8, 13/32 and 7/16 in., Nos. 202923, 229468 and 230795 for overall work
229488	-----	Presser Foot Plate, for 229489
229489	15340	Presser Foot (hinged) complete, 38 needle hole, in gauges from 1/8 to 5/16 in., in steps of 1/32 in., Nos. 202923, 229488 and 230795, for overall felling
229490	-----	Presser Foot Plate, for 229491
229491	15340	Presser Foot (hinged) complete, 38 needle hole, in gauges 11/32, 3/8, 13/32 and 7/16 in., Nos. 202923, 229490 and 230795 for overall felling
229920	-----	Presser Foot Plate, for 229921
229921	15339	Presser Foot (hinged) complete, 38 needle hole, in gauges 15/32, 1/2, 17/32 and 9/16 in., Nos. 202923, 229920 and 230795 for overall work
229922	-----	Presser Foot Plate, for 229923
229923	15340	Presser Foot (hinged) complete, 38 needle hole, in gauges 19/32 and 5/8 in., Nos. 202923, 229922 and 230795, for overall work
229924	-----	Presser Foot Plate, for 229925
229925	15340	Presser Foot (hinged) complete, 38 needle hole, in gauges 21/32, 11/16, 23/32 and 3/4 in., Nos. 202923, 229924 and 230795, for overall work
229926	-----	Presser Foot Plate, for 229927
229927	15340	Presser Foot (hinged) complete, 38 needle hole, in gauges 15/32, 1/2, 17/32 and 9/16 in., Nos. 202923, 229926 and 230795 for overall felling
229928	-----	Presser Foot Plate, for 229929
229929	15340	Presser Foot (hinged) complete, 38 needle hole, in gauges 19/32 and 5/8 in., Nos. 202923, 229928 and 230795, for overall felling
229930	-----	Presser Foot Plate, for 229931
229931	15340	Presser Foot (hinged) complete, 38 needle hole, in gauges 21/32, 11/16, 23/32 and 3/4 in., Nos. 202923, 229930 and 230795, for overall felling
230035	15341	Lap Seam Feller on Shank (left hand). For corsets. Has a Separator which prevents the "turned in" edges from overlapping. For 5/32 to 3/8 in. gauge machines. For L, M or MH material. Has no yielding spring.



## NUMERICAL LIST OF PARTS

33

No.	Plate	Name
230036	15341	Lap Seam Feller on Shank (right hand). For corsets. Has a Separator which prevents the "turned in" edges from overlapping. For 5/32 to 3/8 in. gauge machines. For L,M or MH material. Has no yielding spring.
230037	15341	Lap Seam Feller on Shank (left hand). For corsets. Made extra short for small curves. Has a Separator which prevents the "turned in" edges from overlapping. For 5/32 to 3/8 in. gauge machines. For L,M or MH material. Has no yielding spring.
230038	15341	Lap Seam Feller on Shank (right hand). For corsets. Made extra short for small curves. Has a Separator which prevents the "turned in" edges from overlapping. For 5/32 to 3/8 in. gauge machines. For L,M or MH material. Has no yielding spring.
230039	15341	Lap Seam Feller on Shank (left hand), for 1/16 to 5/16 in. gauge machines. For F,L or M material. Has no yielding spring.
230040	15341	Lap Seam Feller on Shank (right hand), for 1/16 to 5/16 in. gauge machines. For F,L or M material. Has no yielding spring.
230041	15341	Lap Seam Feller on Shank (left hand), for 3/32 to 3/8 in. gauge machines. For F,L,M or MH material. Has no yielding spring.
230042	15341	Lap Seam Feller on Shank (right hand), for 3/32 to 3/8 in. gauge machines. For F,L,M or MH material. Has no yielding spring.
230043	15341	Lap Seam Feller on Shank (right hand), for 1/4 to 3/4 in. gauge machines. For M,MH,H,XH,XXH or XXXH material. Has no yielding spring.
230044	15342	Lap Seam Feller on Shank (left hand), for 1/4 to 3/4 in. gauge machines. For M,MH,H,XH,XXH or XXXH material. Has no yielding spring.
230045	15342	Lap Seam Feller on Shank (left hand), for 11/16 to 3/4 in. gauge machines. For M,MH,H,XH,XXH,XXXH or XXXXH material. Has no yielding spring.

No.	Plate	Name
230046	15342	Lap Seam Feller on Shank (right hand), for 11/16 to 3/4 in. gauge machines. For M,MH,H,XH,XXH,XXXH or XXXXH material. Has no yielding spring.
230047	15342	Lap Seam Feller on Shank (left hand), for general work, for 1/16 to 3/4 in. gauge machines. For F,L,M,MH or H material. Has yielding spring.
230048	15342	Lap Seam Feller on Shank complete (right hand), for general work, for 1/16 to 3/4 in. gauge machines, for F,L,M,MH or H material, Nos. 230998 to 231000 and two 200175D
230049	15342	Lap Seam Feller on Shank (left hand). Made short for felling curves. For 1/8 to 5/8 in. gauge machines. For F,L,M,MH,H or XH material. Has yielding spring.
230050	15342	Lap Seam Feller on Shank (right hand). Made short for felling curves. For 1/8 to 5/8 in. gauge machines. For F,L,M,MH,H or XH material. Has yielding spring.
230055	15342	Lap Seam Feller on Shank (left hand), for general work, for 3/16 to 3/4 in. gauge machines. For XH,XXH or XXXH material. Has yielding spring.
230056	15342	Lap Seam Feller on Shank (right hand), for general work, for 3/16 to 3/4 in. gauge machines. For XH,XXH or XXXH material. Has yielding spring.
Nos. 230356 to 230358, for 230852		
230356	14631	Work Plate (adjustable)
230357	14631	" " Guide (left)
230358	14631	" " " (right)
230359	14631	" " Lap Seam Feller Base Plate, for 230853
230360	-----	Work Plate and Lap Seam Feller Base Plate complete, Nos. 230852 and 230853
230734	15336	Lap Seam Feller Curl (lower) Spring (light)(right hand), for 230998
230795	15333	Presser Foot Hinge Pin
230852	-----	Work Plate 230356 with 230357, 230358 and four 200169B, for 230360
230853	-----	Work Plate Lap Seam Feller Base Plate 230359 with 200153F and 201561D, for 230360



## NUMERICAL LIST OF PARTS

35

No.	Plate	Name
		Nos. 230998 to 231000, for 230048
230998	-----	Lap Seam Feller Curl (lower) with 230734, for 1/16 to 3/4 in. gauge machines, for F, L, M, MH or H material.
230999	-----	Lap Seam Feller Curl (upper), for 1/16 to 3/4 in. gauge machines, for F, L, M, MH or H material.
231000	-----	Lap Seam Feller Shank, for 1/16 to 3/4 in. gauge machines, for F, L, M, MH or H material.
233361	15330	Foot Lifter Lifting Lever Spring
233390	15330	" " " Washer
*234002	-----	Arm Base
234003	15328	" Shaft Connection Belt
234019	15328	Foot Lifter Lifting Lever Rod with 202302
234024	15330	Hook Bevel Gear Socket Friction Washer, for 261925
234028	15327	Hook Driving Shaft Connection Belt Pulley with 202253 and two 201254C
234039	15331	Needle Bar and Holder, in gauges from 3/32 to 5/8 in., in steps of 1/32 in., with two 200141F
234040	15331	Needle Bar and Holder, in gauges from 21/32 to 3/4 in., in steps of 1/32 in., with two 200141F
234044	15333	Presser Bar Spring Stop Rod
234045	15334	Take-up Lever
234047	15334	Tension Bracket Screw Socket, for 261901
234065	15329	Bobbin Case Lever Driving Block, for 261925
234069	15343	Hook Post (inside or outside), for 261925
234073	15343	" " Cover Plate (front) (inside), for 261926
234079	15329	Bobbin Case Lever, for 261925
234083	15343	Hook Post Cover Plate (back) (outside), for 261927
234086	15334	Tension Bracket with two each 200397H, 201224B and 236060, for 234087
234087	-----	Tension Bracket complete, Nos. 200174H, 200978H, 201199F, 223703, 223706, 234086, 236098, 237174, two each 13710, 200309E, 204059, 204271, 223704, three 201572B and four 244048
234088	15327	Hook Bevel Gear Socket, 14 teeth, for 261925
234105	15338	Throat Plate, 50 needle hole, for needle sizes 14 and 15, in gauges 3/16, 7/32, 1/4, 9/32 and 5/16 in., for 221537

No.	Plate	Name
234108	15337	Throat Plate, 40 needle hole, for needle sizes 20 and 22, in gauges from 3/16 to 7/16 in., in steps of 1/32 in., for 212721, for felling
234110	15337	Throat Plate, 46 needle hole, for needle sizes 16 and 18, in gauges from 3/16 to 7/16 in., in steps of 1/32 in., for 212721, for felling
234111	15337	Throat Plate, 46 needle hole, for needle sizes 16 and 18, in gauges from 3/16 to 7/16 in., in steps of 1/32 in., for 212720, 212721 and 234130
234112	15337	Throat Plate, 50 needle hole, for needle sizes 14 and 15, in gauges from 1/4 to 1/2 in., in steps of 1/32 in., for 212724 and 234131
234113	13319	Throat Plate, 50 needle hole, for needle sizes 14 and 15, in gauges from 3/8 to 17/32 in., in steps of 1/32 in., for 212731 and 212732
234114	13319	Throat Plate, 50 needle hole, for needle sizes 14 and 15, in gauges 9/16, 19/32, 5/8, 21/32 and 11/16 in., for 212734
234115	13319	Throat Plate, 50 needle hole, for needle sizes 14 and 15, in gauges 23/32 and 3/4 in., for 212737
234119	15338	Throat Plate, 46 needle hole, for needle sizes 16 and 18, in gauges from 3/16 to 5/16 in., in steps of 1/32 in., for 221537
234120	15337	Throat Plate, 46 needle hole, for needle sizes 16 and 18, in gauges from 1/4 to 1/2 in., in steps of 1/32 in., for 212724 and 234131
234128	15338	Feed Dog, for 234159
234130	15337	" " " 234111 and 234152
234131	15337	" " " 234112 and 234120
234141	15332	Hook Washer, for 261925
234150	15338	Throat Plate, 50 needle hole, for needle sizes 14 and 15, in gauges 3/32, 1/8, 5/32 and 3/16 in., for 212782
234151	13319	Throat Plate, 40 needle hole, for needle sizes 20 and 22, in gauges 9/16, 19/32, 5/8, 21/32 and 11/16 in., for 212734
234152	15337	Throat Plate, 40 needle hole, for needle sizes 20 and 22, in gauges from 7/32 to 7/16 in., in steps of 1/32 in., for 234130



No.	Plate	Name
234153	15338	Throat Plate, 46 needle hole, for needle sizes 16 and 18, in gauges 1/8, 5/32 and 3/16 in., for 212782
234154	13319	Throat Plate, 46 needle hole, for needle sizes 16 and 18, in gauges 9/16, 19/32, 5/8, 21/32 and 11/16 in., for 212734
234156	13319	Throat Plate, 46 needle hole, for needle sizes 16 and 18, in gauges from 3/8 to 17/32 in., in steps of 1/32 in., for 212731 and 212732
234157	13319	Throat Plate, 46 needle hole, for needle sizes 16 and 18, in gauges 23/32 and 3/4 in., for 212737
234159	15338	Throat Plate, 50 needle hole, for needle sizes 14 and 15, in gauges 3/32, 1/8 and 5/32 in. (offset for felling), for 234128
235072	15334	Tension Release Lever Rod
235901	15333	Presser Bar Position Guide with 200054E
236060	15334	Tension Disc Position Pin, for 234086
236073	15332	Needle Bar Connecting Link Oil Guard
236098	15334	Tension Bracket Thread Guide (double), for 234087
237174	15335	Thread Controller Spring, for 234087
*240053	-----	Arm Shaft Bushing (back), for 240057
*240054	-----	" " Ball Bearing Collar with two 200378C, for 240055
240055	15327	Arm Shaft Ball Bearing Collar 240054 with 249440, for 240057
*240056	-----	Arm Shaft Ball Bearing Retaining Washer, for 240057
*240056	-----	Hook Driving Shaft Ball Bearing Retaining Washer, for 261922
240057	-----	Arm Shaft Bushing (back, ball bearing) complete, Nos. 240053, 240055 and 240056
240201	-----	Hook Oiling Felt, for 261915
241535	15333	Presser Bar Bushing
241551	15330	Hook Bevel Pinion (inside) with two 200378C
242117	15335	Thread Controller Spring Stop
244006	15333	Presser Bar Lifting Releasing Lever Bracket
244033	-----	Presser Bar (hollow), for 202335
244048	15334	Tension Disc, for 234087
249384	15330	Hook Gib, for 261915
249393	15332	Needle Bar Connecting Link Stud with 202254, for 249395
249394	15332	Needle Bar Connecting Stud with 200086C and 202330

## NUMERICAL LIST OF PARTS

No.	Plate	Name
249395	15331	Needle Bar Crank with 200335C, 200374C, 200383C, 200428C and 249393
249396	15332	Needle Bar Crank Friction Washer
249397	15331	" " Support
249398	15334	Take-up Lever Driving Stud with 202277
249399	15331	" " Oiling Wick with 249400
*249400	-----	" " " " Wire, for 249399
249440	-----	Arm Shaft Ball Bearing, for 240055 and 249446
249440	-----	Hook Driving Shaft Ball Bearing, for 261920
*249445	-----	Arm Shaft Ball Bearing (front) Collar with two 200378C, for 249446
249446	15327	Arm Shaft Ball Bearing (front) Collar 249445 with 249440
*249447	-----	Arm Shaft Ball Bearing (front) Sleeve
249481	15343	Balance Wheel (disc) (belt groove 2-1/8 in. diam.) with 200328C and 200335C
259143	15815	Thread Unwinder (for three spools) complete, Nos. 201696J, 202490, 225257, 225259, 225324, 225326, 225388, three each 150203, 225391 and wood screws 7/8 in., No. 12
*261901	-----	Arm with 200368H, 202135 and 234047
261902	15328	" Shaft with 200357E and 350332E
*261904	-----	Bed
*261905	-----	Bobbin Case, for 261906
261906	15329	Bobbin Case complete, Nos. 200594C, 200984C 202056, 203214, 203216, 203473, 203474, 203648 and 261905, for 261916
261907	15327	Feed Dog Lever, for 261909
261908	15343	" " " Post, for 261909
261909	-----	" " " " 261908 with 201525E, 261907, 261910, 261913, 261931 and two 200064D, for 261929
261910	15327	Feed Dog Lever Slide Block Bracket (adjustable), for 261909
261911	15329	Feed Driving Eccentric with 200382C and 201220C
261912	15329	Feed Driving Eccentric Connection
261913	15329	" Regulating Index Plate, for 261909
*261914	-----	Hook, for 261915
261915	15330	" 261914 with 240201, 249384 and two 201253F, for 261916,
261916	-----	Hook and Bobbin Case complete, Nos. 261906 and 261915, for 261925
261918	15330	Hook Bevel Pinion (outside) with two 200378C
*261919	-----	Hook Driving Shaft Ball Bearing Collar with 200362C and 201222C, for 261920



## NUMERICAL LIST OF PARTS

39

No.	Plate	Name
261920	15327	Hook Driving Shaft Ball Bearing Collar 261919 with 249440, for 261922
*261921	-----	Hook Driving Shaft Bushing (back), for 261922
261922	-----	Hook Driving Shaft Bushing (back, ball bearing) complete, Nos. 240056, 261920, 261921 and three 201215F
261925	-----	Hook Post 234069 with 200555H, 201272C, 202299, 234024, 234065, 234079, 234088, 234141, 261916 and two 200076D, for 261926 and 261927
261926	-----	Hook Post 261925 with 203630, 221215, 234073 and eight 200583H, for 261929
261927	-----	Hook Post 261925 with 221215, 234083, 261928 and eight 200583H, for 261929
261928	15343	Hook Post Cover Plate (front) (outside), for 261927
261929	-----	Hook Post Combination (inside and outside) complete, Nos. 261909, 261926, 261927 and two 200159F
261930	15328	Hook Driving Shaft
261931	-----	Feed Dog Lever Slide Block 203610 with 350348C, for 261909
350332E	15326	Arm Shaft Oil Reservoir Screw, for 261902
350348C	15329	Feed Dog Lever Slide Block Screw Stud, for 261931





**ILLUSTRATIONS OF PARTS**  
**FOR**  
**MACHINE No. 52w30**

ILLUSTRATIONS OF PARTS

FOR


MACHINE No. 52 w 30



PLATE 10881—FULL SIZE

---

225461



200082




202104



2102



225462



202407



201499



201572



PLATE 10884 — FULL SIZE







PLATE 10885—ONE-FOURTH SIZE

---

225433



202473



225382






PLATE 13319 - FULL SIZE


234113  
234156




234114  
234151 234154




234115  
234157




212731



212732



212734



212737

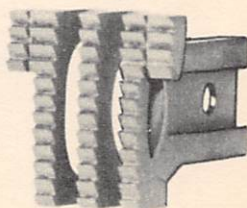




PLATE 14383—ONE-HALF SIZE

225497



225498



41400



120342

120343

225554

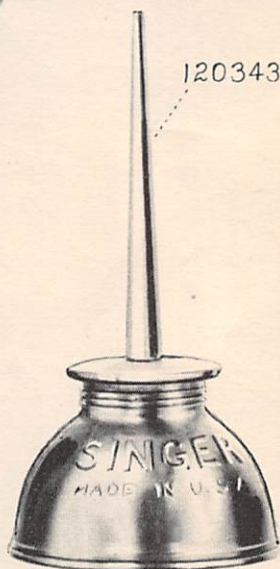



PLATE 14631 - FULL SIZE

230356



201561



200153



200169




230357



230358




230359





# PLATE 15326 - FULL SIZE

200010



204235




200327



10554



202253



200502



200602



200328



200335



200062



200570



200278



350332




200378



200357



202005




202248




PLATE 15327 - ONE-HALF SIZE

249446




240055



234088




202247




261907




261920




261910



202258



234028



202635






PLATE 15328 — ONE-FOURTH SIZE

234003



261930



261902



234019

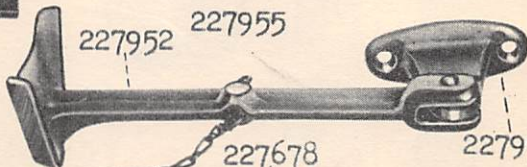


203061




227952

227955

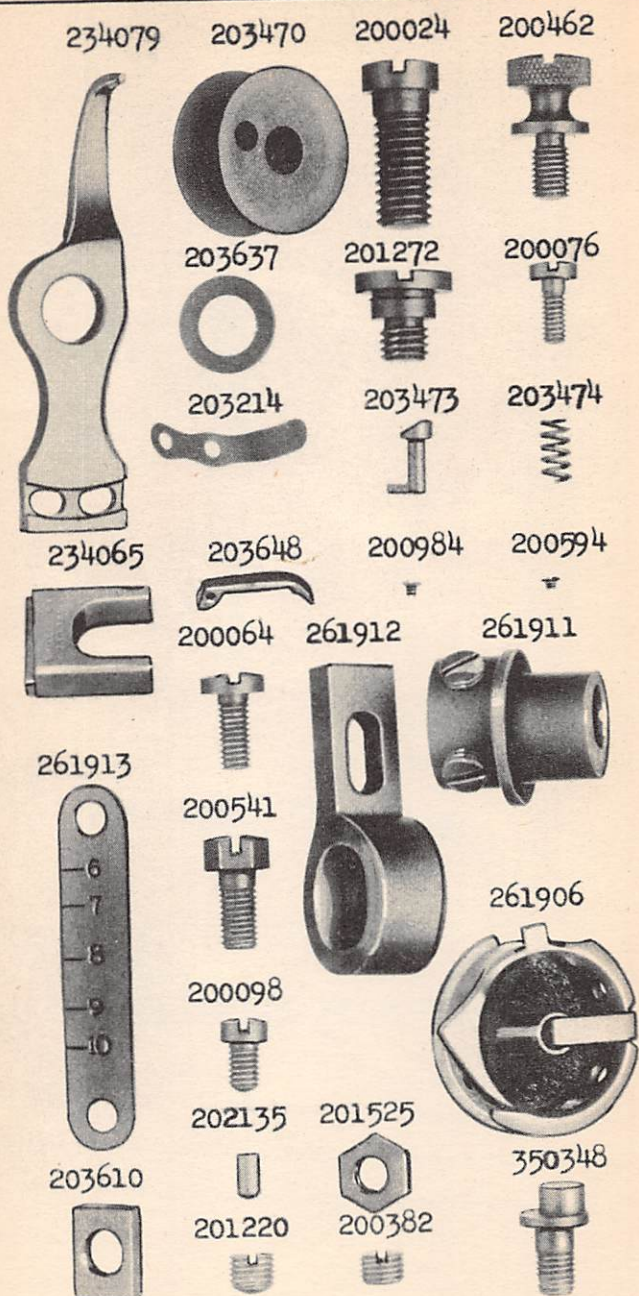


227678

227953



# PLATE 15329 — FULL SIZE





# PLATE 15330 - FULL SIZE

200530




200273



234024



233361




200555



202302




203058



200242



261915



233390



201254



241551

200346




200362



202321



261918



249384

201222




201215



PLATE 15331 — ONE-HALF SIZE

202335 249399



234039 234040



221215



249397





# PLATE 15332 - FULL SIZE


202550




202552



236073




234141




200008



249394



249396



200086



249393



200352



200374



200383



200428



200159



200583



201253



200141



200161



# PLATE 15333 — FULL SIZE


202378




234044



200492



244006



202554



241535



230795




200653



200260



235901



200054



200475



206608

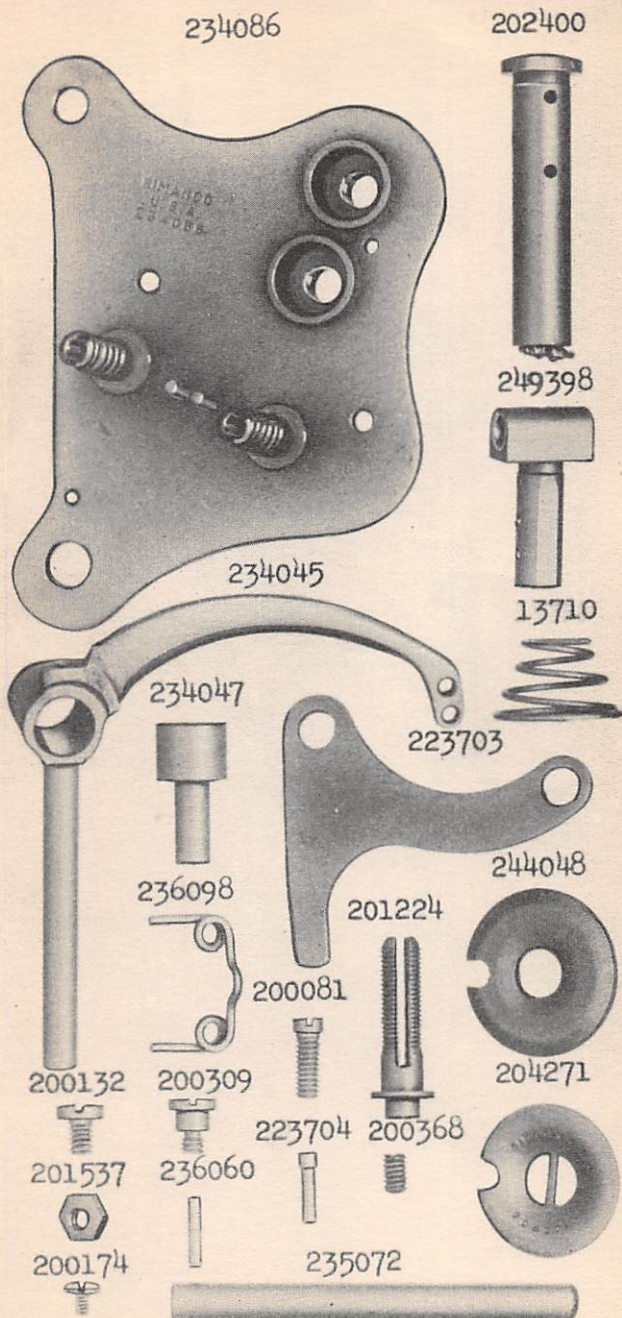


202355





# PLATE 15334 - FULL SIZE



# PLATE 15335 - FULL SIZE

201199



223706




237174



242117



202414



224028



202415



202417

204058



202091



202092



204925



200577



200582



200061



200355



200978



200397




200074





PLATE 15336 - FULL SIZE

225554



202511



227954



230734



202784



225326



225016



201696



225322



201018



200380



200175




208



PLATE 15337 - FULL SIZE


234108

234110




234111

234152




234112


234120




212721




212720



234130



212724



234131







PLATE 15338 - FULL SIZE

---

234105  
234119




221537



234150




234128



234153  
234159



212782

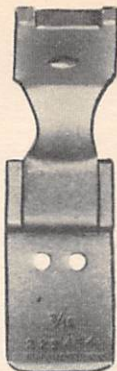


# PLATE 15339 — FULL SIZE


223911



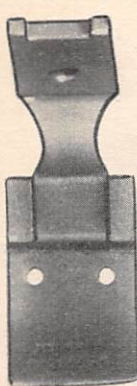
229455



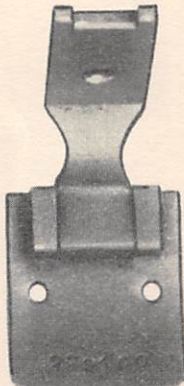
229457




229459




229461




229463




229467



229469




229921






# PLATE 15340 - FULL SIZE


229923




229925




229489




229491



229927



229929



229931






PLATE 15341 — ONE-HALF SIZE

---


230035



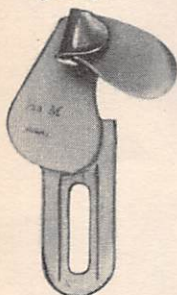
230036




230037




230038




230039



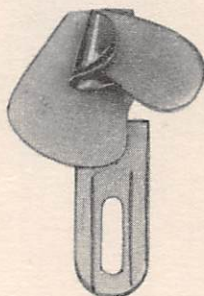
230040



230041



230042



230043


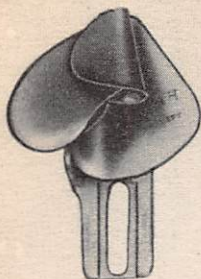




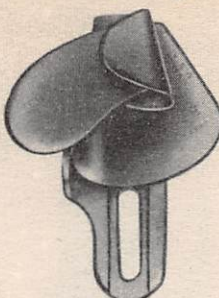
PLATE 15342 — ONE-HALF SIZE

---


230044




230045




230046




230047




230048




230049



230050



230055



230056





PLATE 15343 — ONE-FOURTH SIZE

---

261908



234069



202274



261928



234073



203630



234083



249481






PLATE 15815—ONE-SIXTH SIZE

